
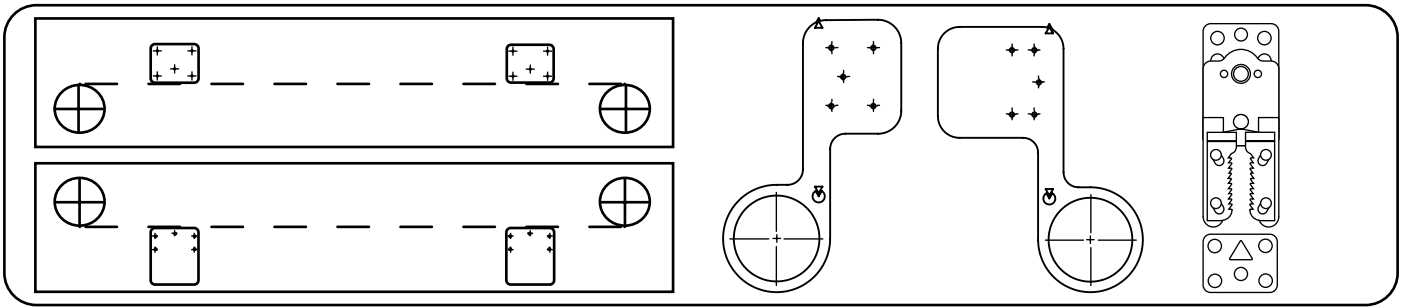


# Mezza


Seating element

# Assembly instruction

Design Peter van de Water



Cut a cross in the paper template for the legs and mount both legs over the template.



Place the drill template over the leg and make sure to point the arrow heads over the dotted line. Use the pilot holes in the template to drill through both templates.

**Be aware of the different pattern in the templates for the clip and connector.**

